

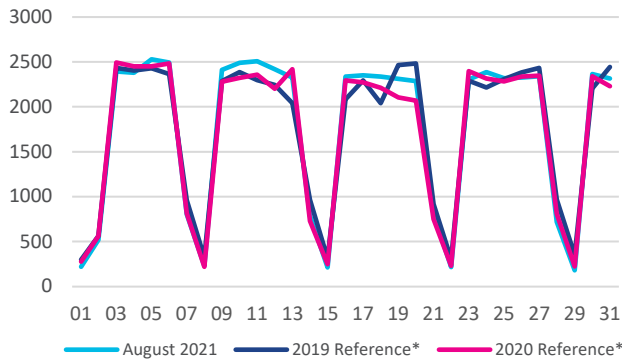
Transport Infrastructure Ireland National HGV Monthly Traffic Report

August 2021

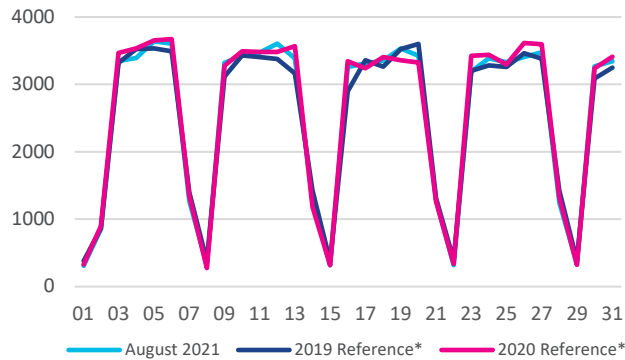
Issued 02.09.2021

5AM to 9AM HGV Flows

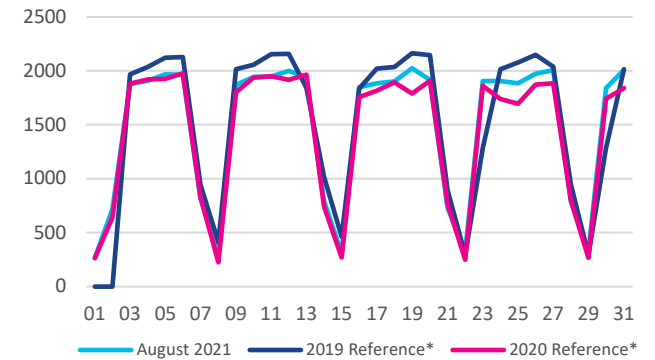
Dublin Tunnel HGV AM Flow



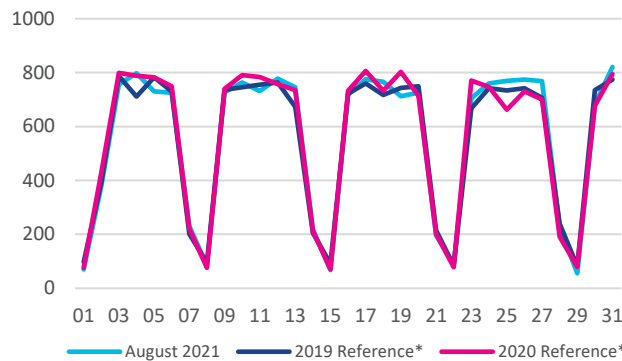
M50 J4 - J5 HGV AM Flow



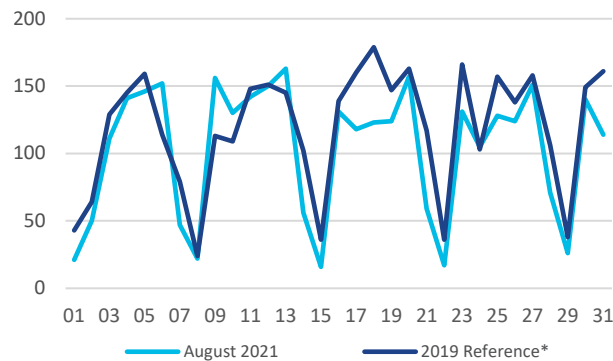
M1 J1 - J2 HGV AM Flow



M1 North of J20 (Border) HGV AM Flow

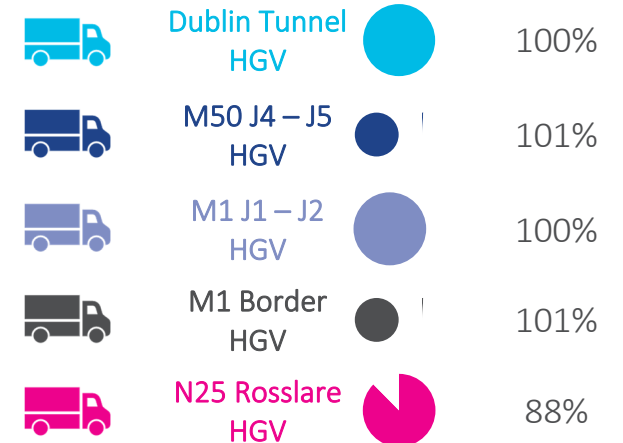


N25 Rosslare HGV AM Flow



Volume Comparison vs 2019 Reference*

5AM to 9AM



* 2019,2020 Reference refers to traffic volumes recorded on the same equivalent day of the week, 4th August – 3rd September 2019, 2nd August – 1st September 2020

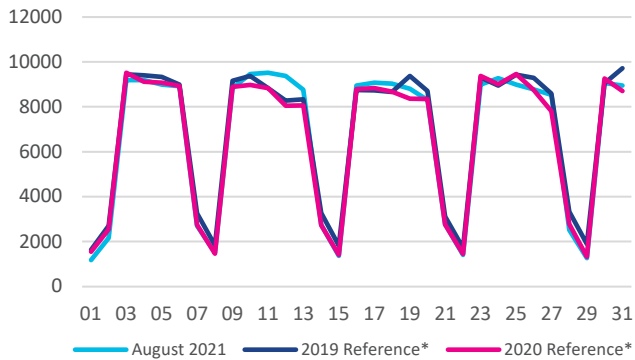
Transport Infrastructure Ireland National HGV Monthly Traffic Report

August 2021

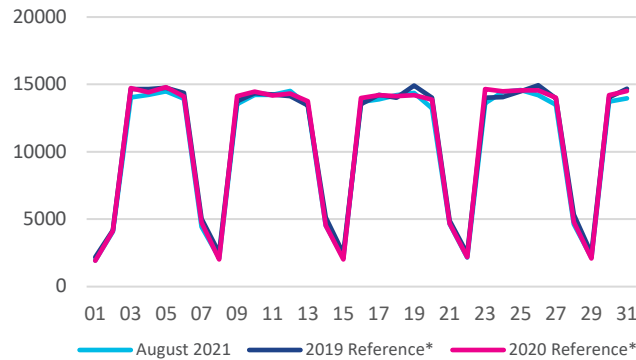
Issued 02.09.2021

24 Hour HGV Flows

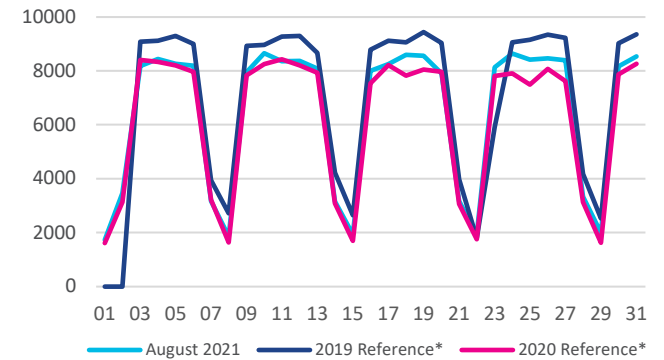
Dublin Tunnel HGV 24H Flow



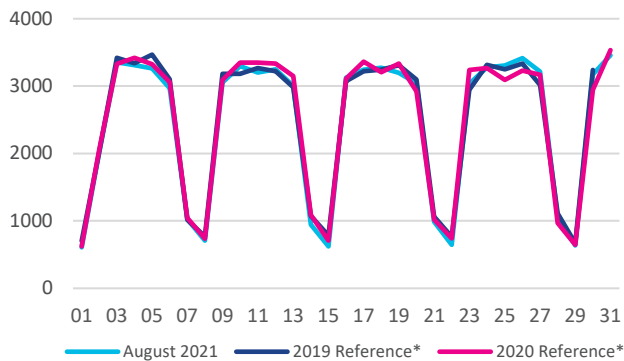
M50 J4 - J5 HGV 24H Flow



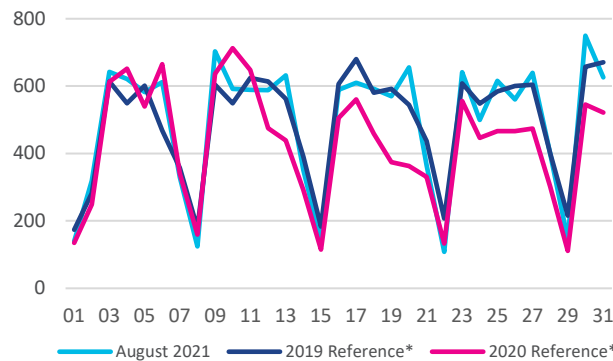
M1 J1 - J2 HGV 24H Flow



M1 North of J20 (Border) HGV 24H Flow




N25 Rosslare HGV 24H Flow



Volume Comparison vs 2019 Reference*

24 Hours



* 2019,2020 Reference refers to traffic volumes recorded on the same equivalent day of the week, 4th August – 3rd September 2019, 2nd August – 1st September 2020