

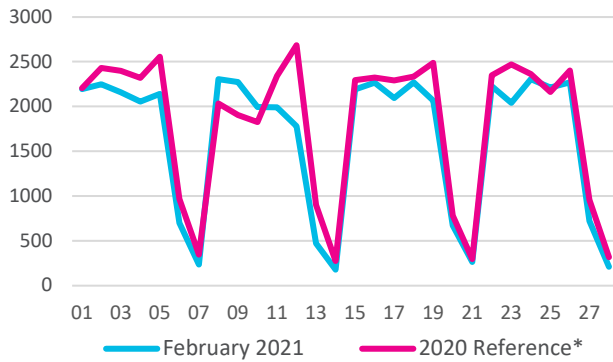
# Transport Infrastructure Ireland National HGV Monthly Traffic Report

February 2021

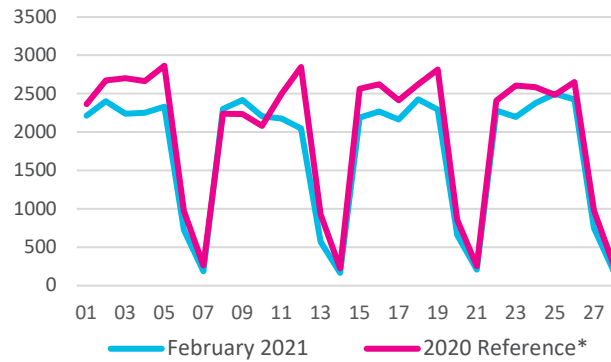
Issued 01.03.2021

## 5AM to 9AM HGV Flows

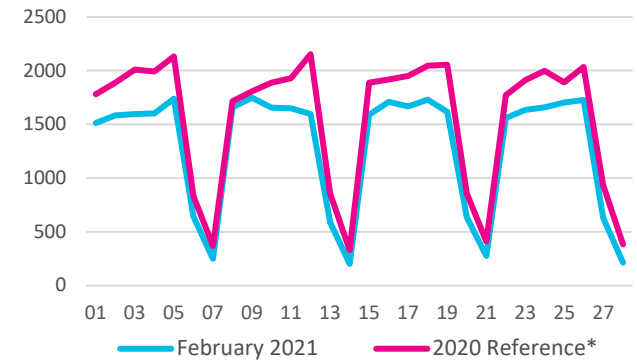
Dublin Tunnel HGV AM Flow



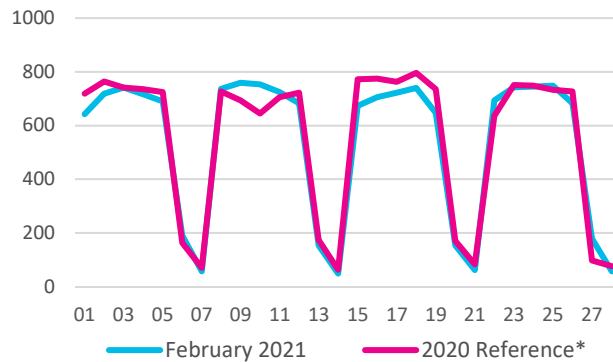
M50 J3 - J4 HGV AM Flow



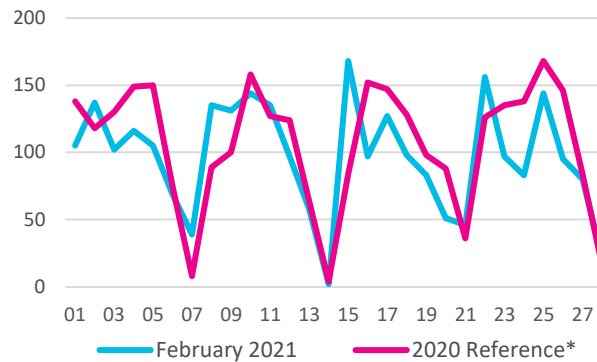
M1 J1 - J2 HGV AM Flow



M1 North of J20 (Border) HGV AM Flow

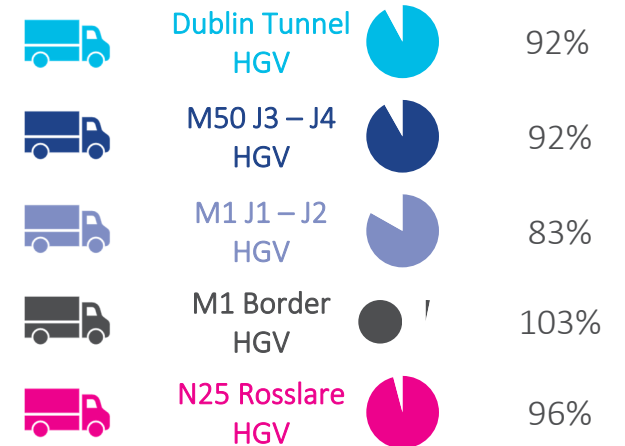


N25 Rosslare HGV AM Flow



### Volume Comparison vs 2020 Reference\*

#### 5AM to 9AM



\* 2020 Reference refers to traffic volumes recorded on the same equivalent day of the week, 3<sup>rd</sup> February – 1<sup>st</sup> March 2020, except 1<sup>st</sup> January 2020 which was compared directly

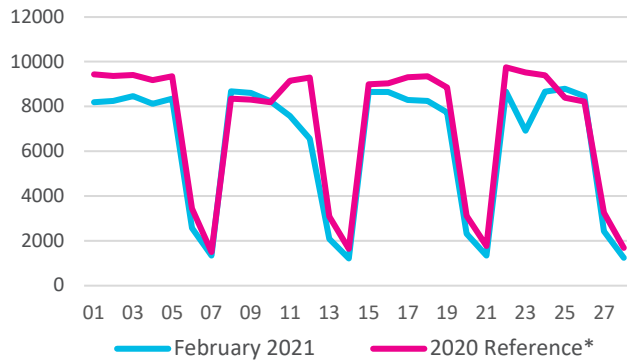
# Transport Infrastructure Ireland National HGV Monthly Traffic Report

February 2021

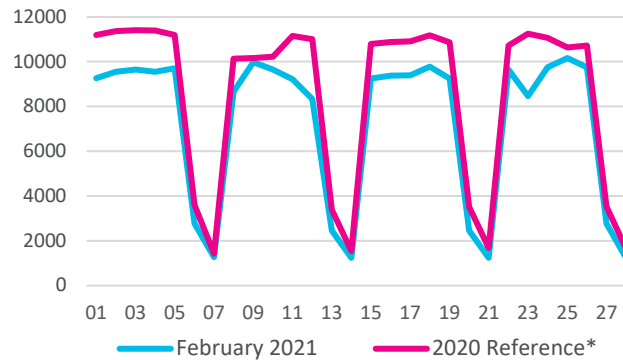
Issued 01.03.2021

## 24 Hour HGV Flows

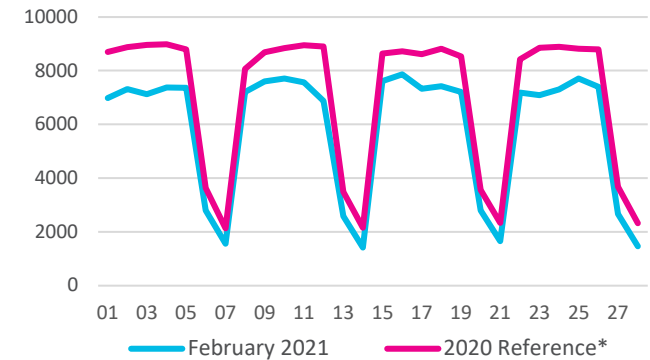
Dublin Tunnel HGV 24H Flow



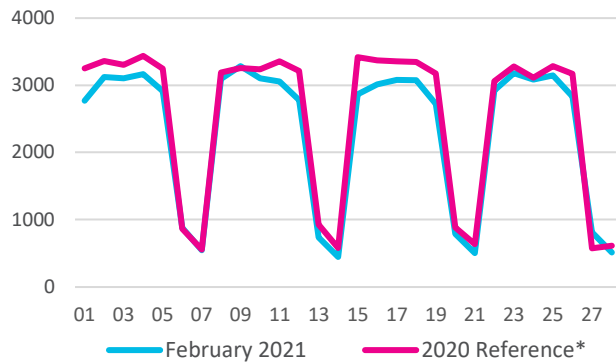
M50 J3 - J4 HGV 24H Flow



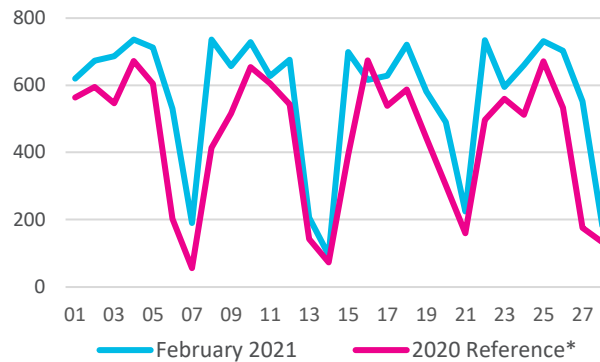
M1 J1 - J2 HGV 24H Flow



M1 North of J20 (Border) HGV 24H Flow

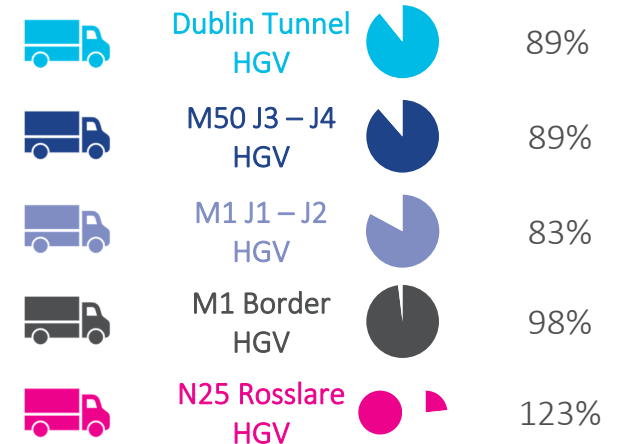


N25 Rosslare HGV 24H Flow



### Volume Comparison vs 2020 Reference\*

#### 24 Hours



\* 2020 Reference refers to traffic volumes recorded on the same equivalent day of the week, 3<sup>rd</sup> February – 1<sup>st</sup> March 2020, except 1<sup>st</sup> January 2020 which was compared directly