
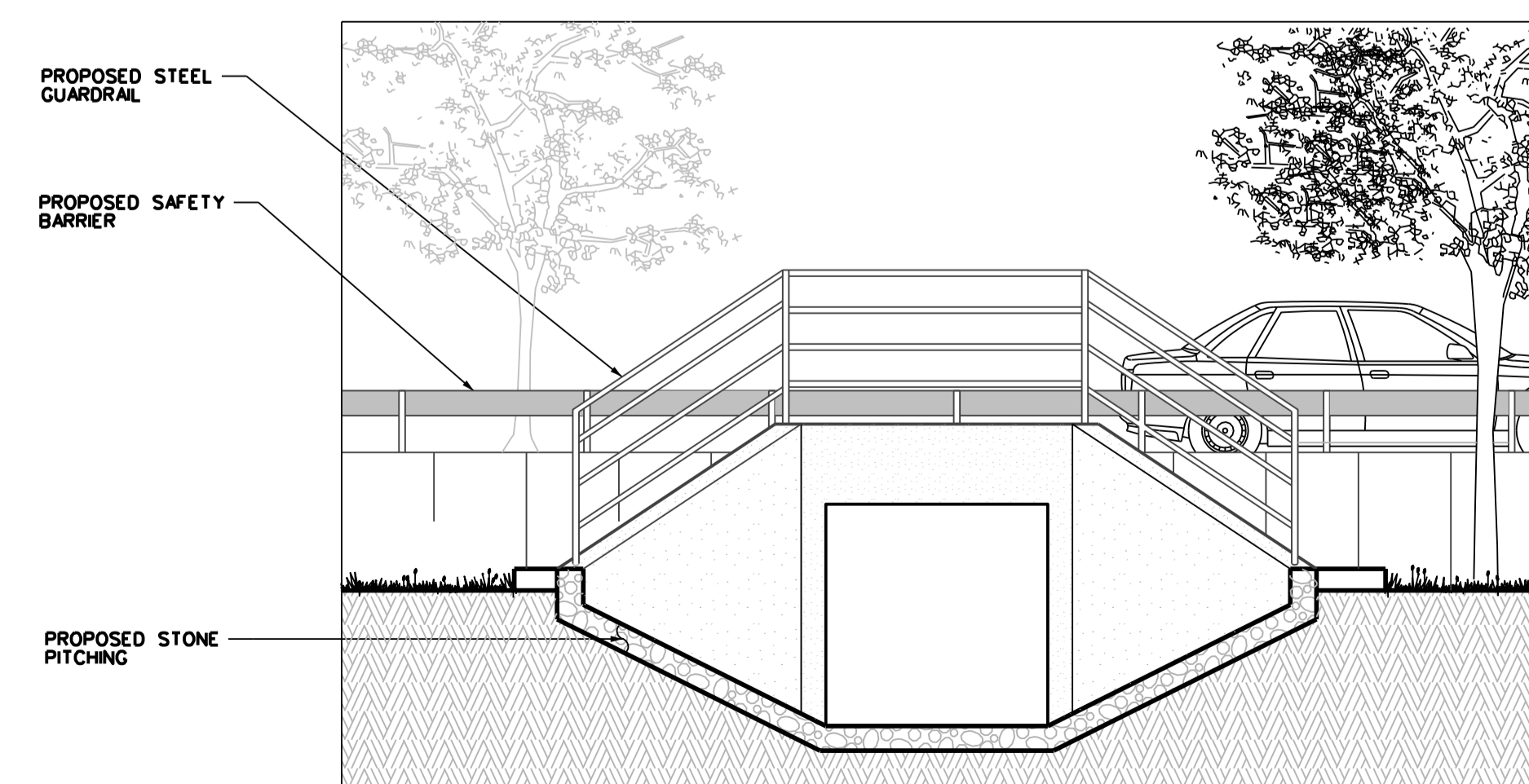


PLAN
SCALE: 1:100

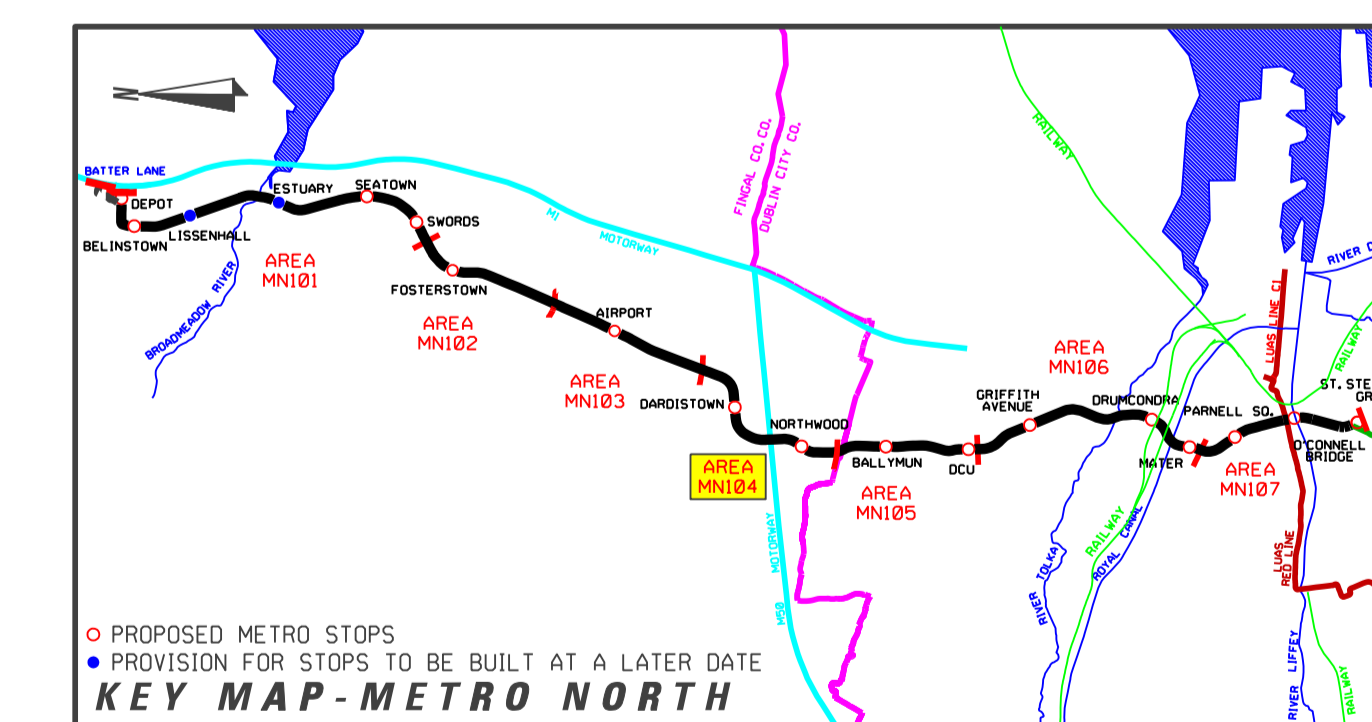


SECTIONAL ELEVATION A-A
SCALE: 1:50



SECTIONAL ELEVATION B-B
SCALE: 1:50

REFERENCE RELATED DRAWINGS
FOR 1:500 PLAN DRAWING SEE
RAIL ORDER PLAN No.
MN-RO 104 A-B
(L/MN/000/GA/104002/A)



REVISION	DATE	MODIFICATION	STATUS	CHECKED/APPROVED



RPA
Railway Procurement Agency



METRO

TITLE:
**RAILWAY WORKS
LINE MN - STRUCTURES
CULVERT 2**

PREPARED: RPA OFFICE	CHECKED: GEOFFREY FEATHERSTONE
SCALE: 1:100, 1:50	APPROVED: RORY O'CONNOR
DATE: AUGUST 2008	

AREA NO. 104	PLAN NO. MN-BR 104 A-B2	SUBJECT: RAIL ORDER
------------------------	-----------------------------------	-------------------------------

Copyright Railway Procurement Agency
This drawing is confidential and the copyright is owned by the RPA. This drawing must not be either loaned,
copied or otherwise reproduced in whole or in part or used for any purpose without the prior permission of the RPA.
All U.S. data used for plans is generated from U.S. digital data and was prepared under Ordnance Survey permit no. 03.001

INTERNAL DOCUMENT NUMBER	STAGE	LINE	CONTRACT	ELEMENT	DRW NO.	DRW REV.
	L	MN	000	BS	104002	A